

# General Operating Fund Analysis Report for January, 2019



NORDONIA HILLS CITY  
SCHOOL DISTRICT

---

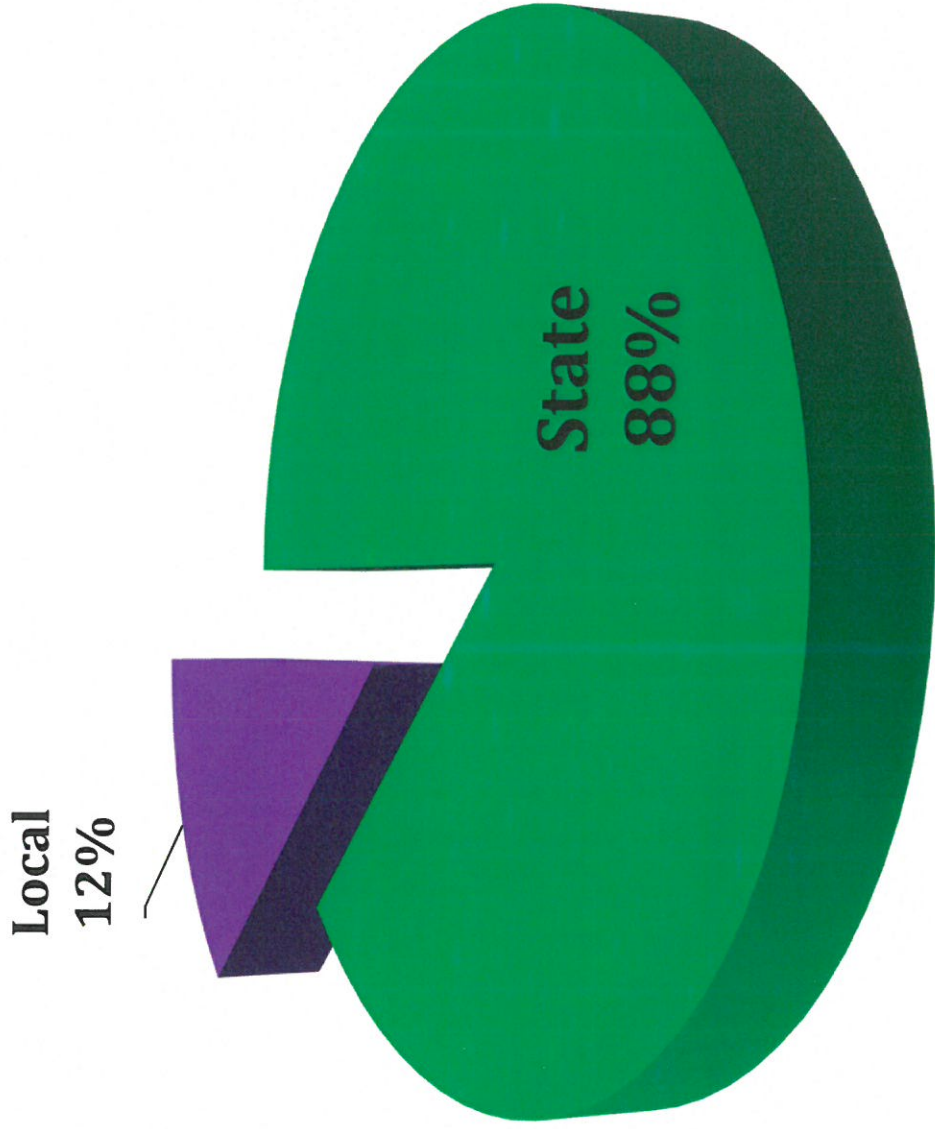
Inspiring every student to value learning, community and excellence

*Prepared by: Karen Okratil, Treasurer/CFO*  
February 11, 2019

# Monthly Revenue by the Numbers

January			
FY19		\$	%
Forecast	Actual	Variance	Variance
\$554,018	\$564,354	\$10,336	1.87%

# January Revenue = \$564K

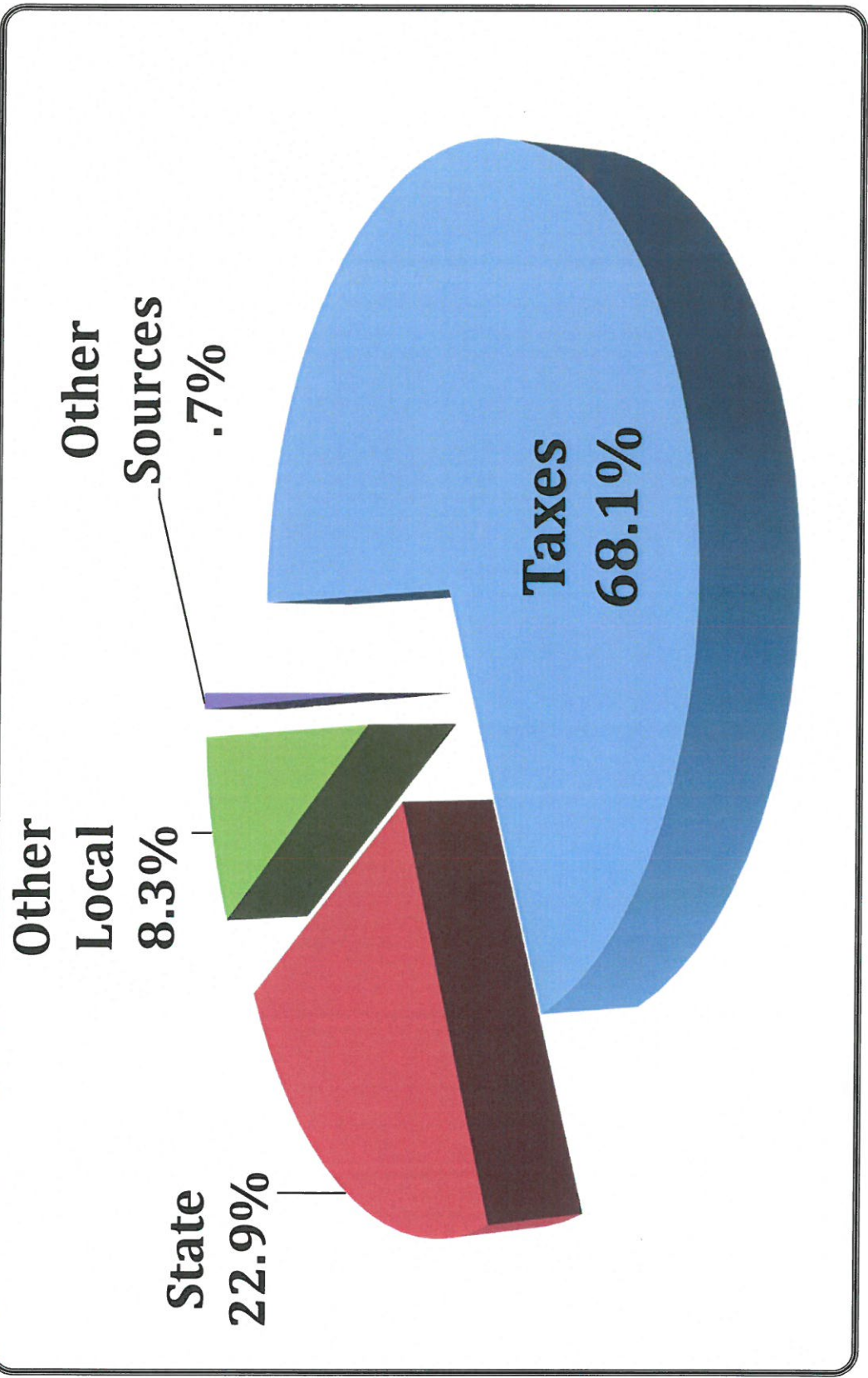


# Fiscal Year to Date (FYTD) Revenue by the Numbers

July 1, 2018 to January 31, 2019			
FY19		\$	%
Forecast	Actual	Variance	Variance
\$21,484,396	\$21,995,733	\$511,337	2.32%



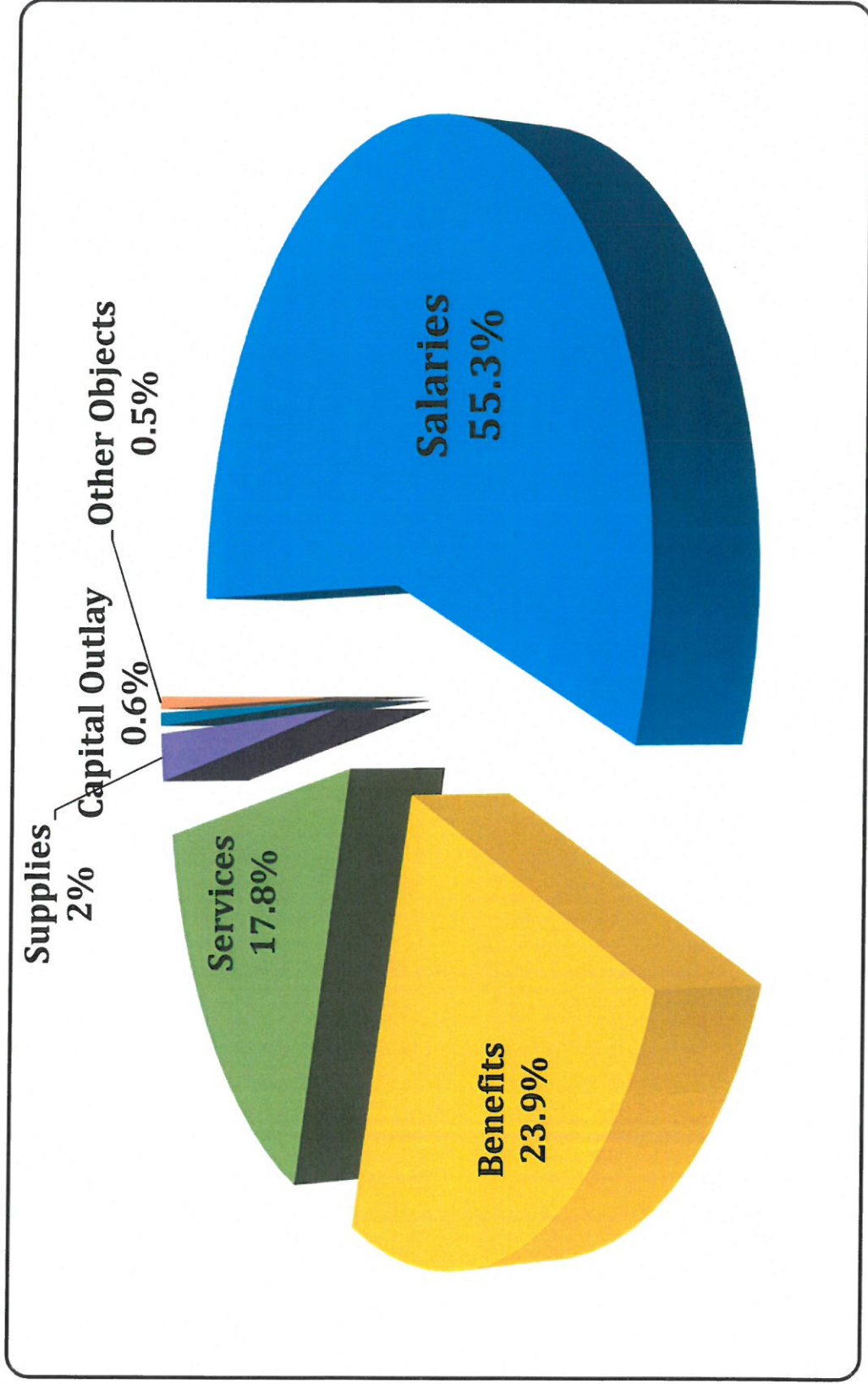
# FYTD Revenue - \$22M



# Monthly Expenditures by the Numbers

January			
FY19		\$	%
Forecast	Actual	Variance	Variance
\$3,970,000	\$3,841,728	\$128,272	3.23%

# January Expenditures = \$3.8M



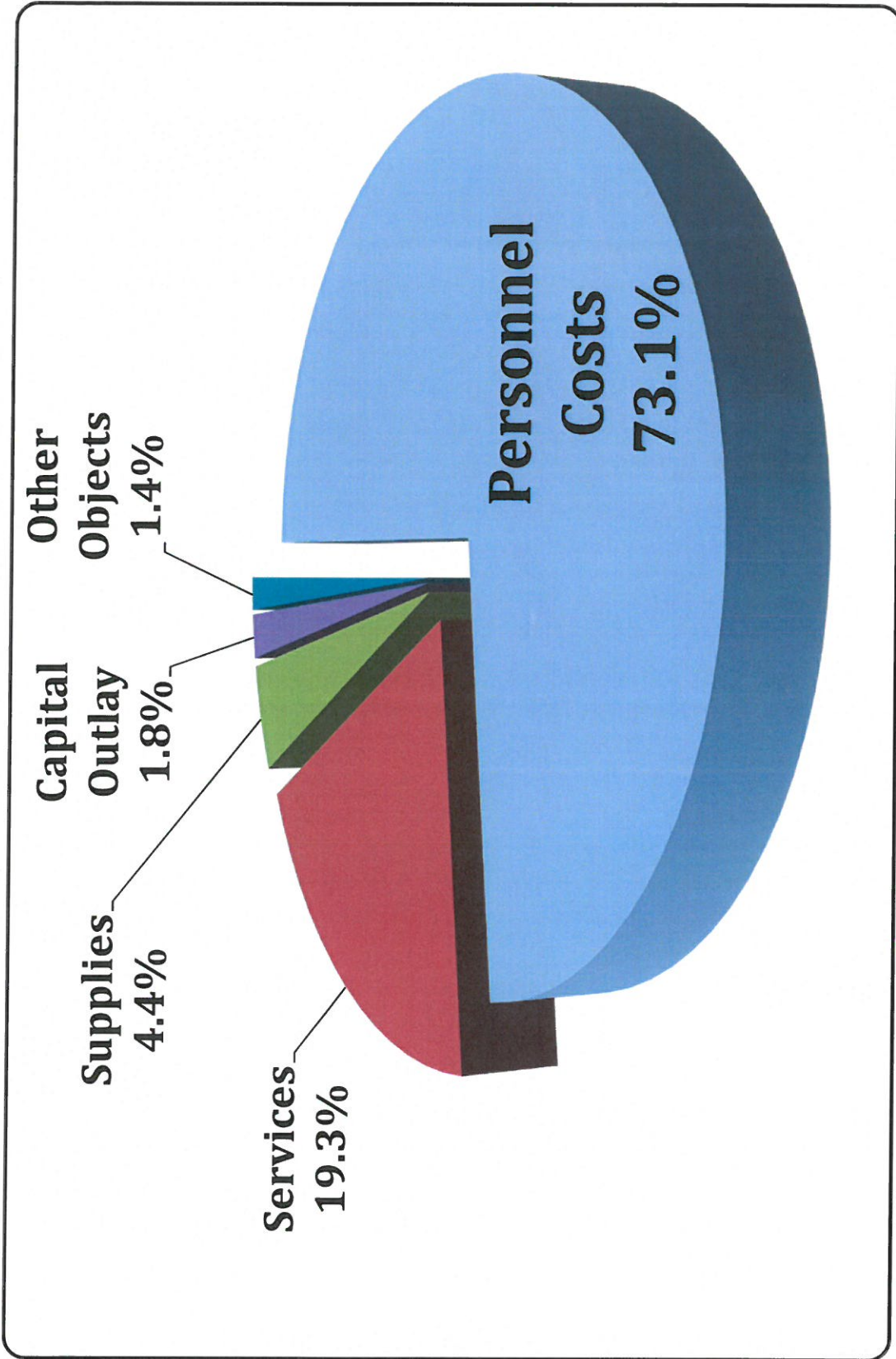


# Fiscal Year to Date Expenditures by the Numbers

July 1, 2018 to January 31, 2019			
FY19		\$	%
Forecast	Actual	Variance	Variance
\$26,964,656	\$27,013,442	(\$48,786)	-0.18%



# FYTD Expenditures - \$27M



# Bottom Line Fiscal Year End Cash Balances 1/31/2019

	FY19		FY19 Actual to Forecast	
	Forecast	Actual	\$ Change	% Change
Revenue	\$21,484,396	\$21,995,733	\$511,337	2.32%
Expenditures	26,964,656	27,013,442	(48,786)	-0.18%
Excess of Revenue over Expenditures	(5,480,260)	(5,017,709)	462,551	
Beg. Cash Balance	20,396,547	20,396,547		
Ending Cash Balance	14,916,287	15,378,838	462,551	
Outstanding P.O.s	(3,951,720)	(3,951,720)		
Unencumbered Balance	\$10,964,567	\$11,427,118	\$462,551	